

EXTERNAL COMMUNICATION CONTROLS

(LAYOUT TYPE B REVERSED)

MESSAGE BEING RECEIVED INDICATORS:
 SUBSPACE 1, EXTERNAL 2, INTERSHIP 3,
 BACKUP CHANNEL 19

SUBSPACE CHANNEL SELECTOR	4-7, 20-23
EXTERNAL FREQUENCY SCAN CONTROLS	8-11, 24-27
EXTERNAL COMMUNICATIONS BAND SELECT	36-39
EXTERNAL COMMUNICATIONS EARPIECE CONN./REL.	16
SUBSPACE COMMUNICATIONS EARPIECE CONN./REL.	15
INTERSHIP COMMUNICATIONS EARPIECE CONN./REL.	18
INTERSHIP CHANNEL SELECTOR	12-14, 28-30
INTERSHIP CHANNEL CONNECT	17
DISTRESS CALL	31
TRANSMIT SWITCHES	32-35
HAILING FREQUENCIES OPEN/CLOSE CONTROL	40
PANEL LOCK	41
PANEL ENABLE	42
SIGNAL DIRECTION FINDER CONTROLS	43-46

INTERNAL COMMUNICATION CONTROLS

(LAYOUT TYPE E REVERSED)

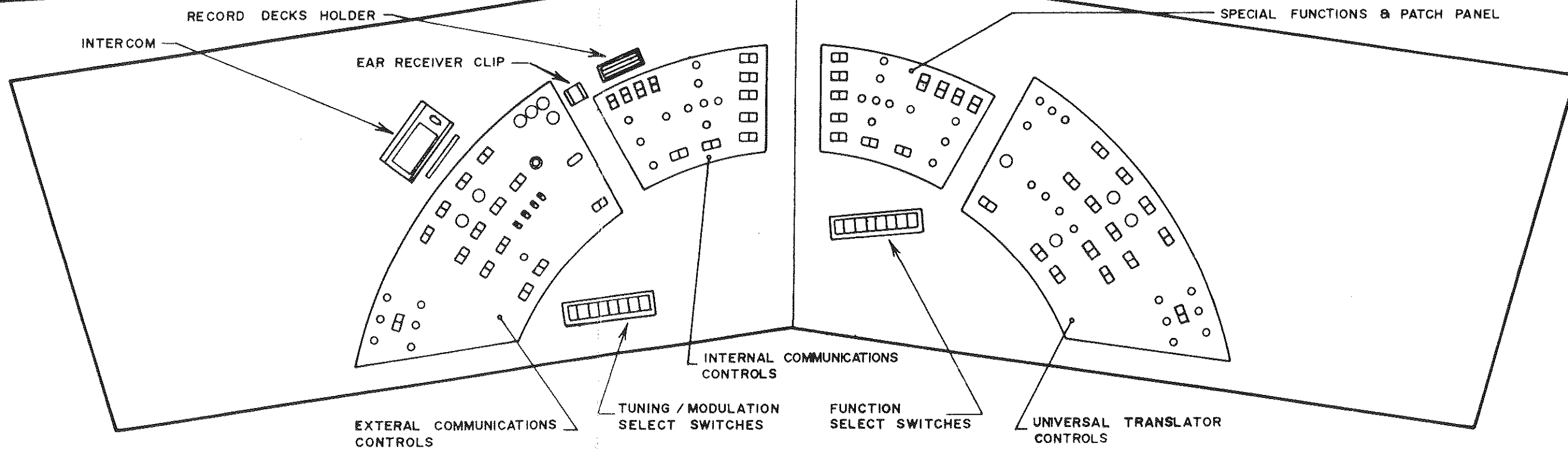

DIRECT LINES TO CRITICAL LOCATIONS	1-10
RED ALERT INITIATE	11
PUBLIC ADDRESS CALL	12
MESSAGE RECORD / PLAYBACK CONTROLS	13-15
EARPIECE CONNECT / RELEASE	16
GENERAL CALL	17
SIGNAL CONNECT CONTROLS:	
TO OVERHEAD SCREENS	18-19
TO CAPTAIN'S CHAIR	20-21
TO MAIN SCREEN	32
SIGNAL ROUTING FOR INTERCOM	22-29
RECORD DECK DRIVE CONTROLS	30-31

SPECIAL FUNCTIONS AND PATCH PANEL

(LAYOUT TYPE E)

SIGNAL INPUT SELECTOR	1-10
SIGNAL RESTORATION CONTROLS	11-12
SIGNAL FILTER CONTROLS	13-15
DISPATCH RECORDER MARKER	16
DATA ERROR INDICATOR	17
DATA TRANSMISSION CONTROLS	18-19
TRANSMISSION ENCRYPT / DECRYPT CONTROLS	20-21
SIGNAL OUTPUT SELECTOR	22-29
CODE SELECTOR	30-32

INTERSHIP COMMUNICATIONS D. EXTERNAL SIGNAL D. SUBSPACE COMMUNICATIONS MONITOR D. COMMUNICATIONS TRAFFIC MONITOR D. INTERCOM SYSTEM STATUS INTERCONNECTIONS MONITOR D. TRANSLATOR SIGNAL PROCESSING D. TRANSLATOR LANGUAGE COMPARISON / CORRELATION D.



COMMUNICATIONS STATION

EXTERNAL COMMUNICATION CONTROLS
(LAYOUT TYPE B REVERSED)

MESSAGE BEING RECEIVED INDICATORS:	
SUBSPACE 1, EXTERNAL 2, INTERSHIP 3, BACKUP CHANNEL 19	
SUBSPACE CHANNEL SELECTOR	4-7, 20-23
EXTERNAL FREQUENCY SCAN CONTROLS	8-11, 24-27
EXTERNAL COMMUNICATIONS BAND SELECT	36-39
EXTERNAL COMMUNICATIONS EARPIECE CONN./REL.	16
SUBSPACE COMMUNICATIONS EARPIECE CONN./REL.	15
INTERSHIP COMMUNICATIONS EARPIECE CONN./REL.	18
INTERSHIP CHANNEL SELECTOR	12-14, 28-30
INTERSHIP CHANNEL CONNECT	17
DISTRESS CALL	31
TRANSMIT SWITCHES	32-35
HAILING FREQUENCIES OPEN/CLOSE CONTROL	40
PANEL LOCK	41
PANEL ENABLE	42
SIGNAL DIRECTION FINDER CONTROLS	43-46

INTERNAL COMMUNICATION CONTROLS
(LAYOUT TYPE E REVERSED)

DIRECT LINES TO CRITICAL LOCATIONS	1-10	SIG
RED ALERT INITIATE	11	SIG
PUBLIC ADDRESS CALL	12	SIG
MESSAGE RECORD / PLAYBACK CONTROLS	13-15	DIS
EARPIECE CONNECT / RELEASE	16	DA
GENERAL CALL	17	DA
SIGNAL CONNECT CONTROLS:		
TO OVERHEAD SCREENS	18-19	SIG
TO CAPTAIN'S CHAIR	20-21	CO
TO MAIN SCREEN	32	
SIGNAL ROUTING FOR INTERCOM	22-29	
RECORD DECK DRIVE CONTROLS	30-31	

COVE CEILING

OVERHEAD DISPLAY
INSET

INTERSHIP
COMMUNICATIONS D.

EXTERNAL
SIGNAL D.


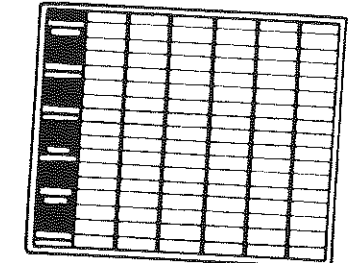




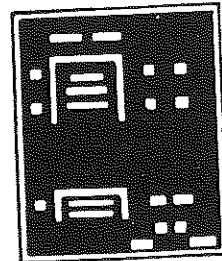
SUBSPACE
COMMUNICATIONS
MONITOR D.

COMMUNICATIONS
TRAFFIC MONITOR D.

INTERCOM
SYSTEM
STATUS

INTERCONNECTIONS
MONITOR D.

TRANSLATOR
SIGNAL
PROCESSING D.



RECORD DECKS HOLDER

INTERCOM

EAR RECEIVER CLIP

SPECIAL FUNCTION

DISPLAYS PANEL

CONTROLS PANEL

EXTERNAL COMMUNICATIONS
CONTROLS

TUNING / MODULATION
SELECT SWITCHES

INTERNAL COMMUNICATIONS
CONTROLS

FUNCTION
SELECT SWITCHES

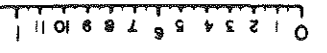
UNIVERSAL TRANSLATOR
CONTROLS

COMMUNICATIONS STATION

COMMUNIC

UNIVER

FE



UNIVERS
(L)
MANUAL TRANSLATION
LANGUAGE COMPARISON
MANUAL ASSUMPTION IN
TRANSLATION COMPLETE
SIGNAL PROCESSING C
PANEL ENABLE
PANEL LOCK

LOWER LEVEL DECK

CONTROLS CONSOLE CROSS SECTION
TAKEN AT STATION EDGE

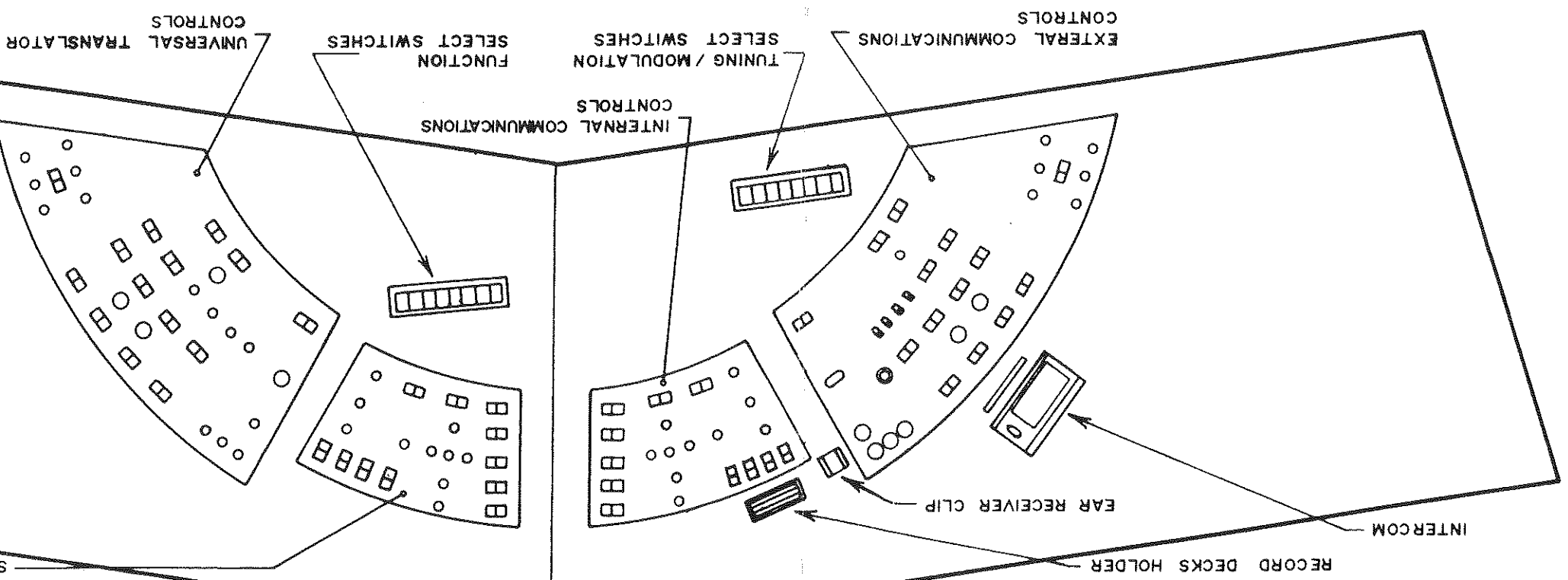
UPPER LEVEL DECK

RAILING STRUT

RAILING

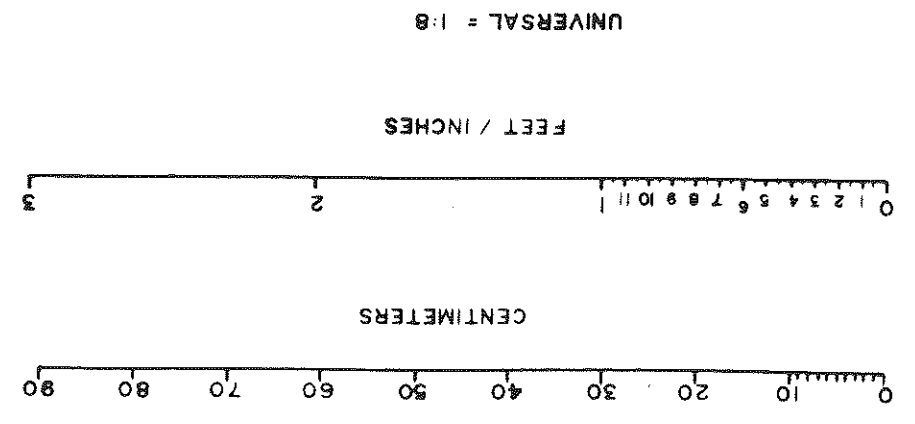
35-40
BRAKE POINT SELECT
INSTRUCTION
TASK
PROCESS
CONTINUE
BACK STEP
MANUAL OVERRIDES
PROGRAM LEVELS
35
36
37
38
39
40
42-45

COMMUNICATIONS STATION



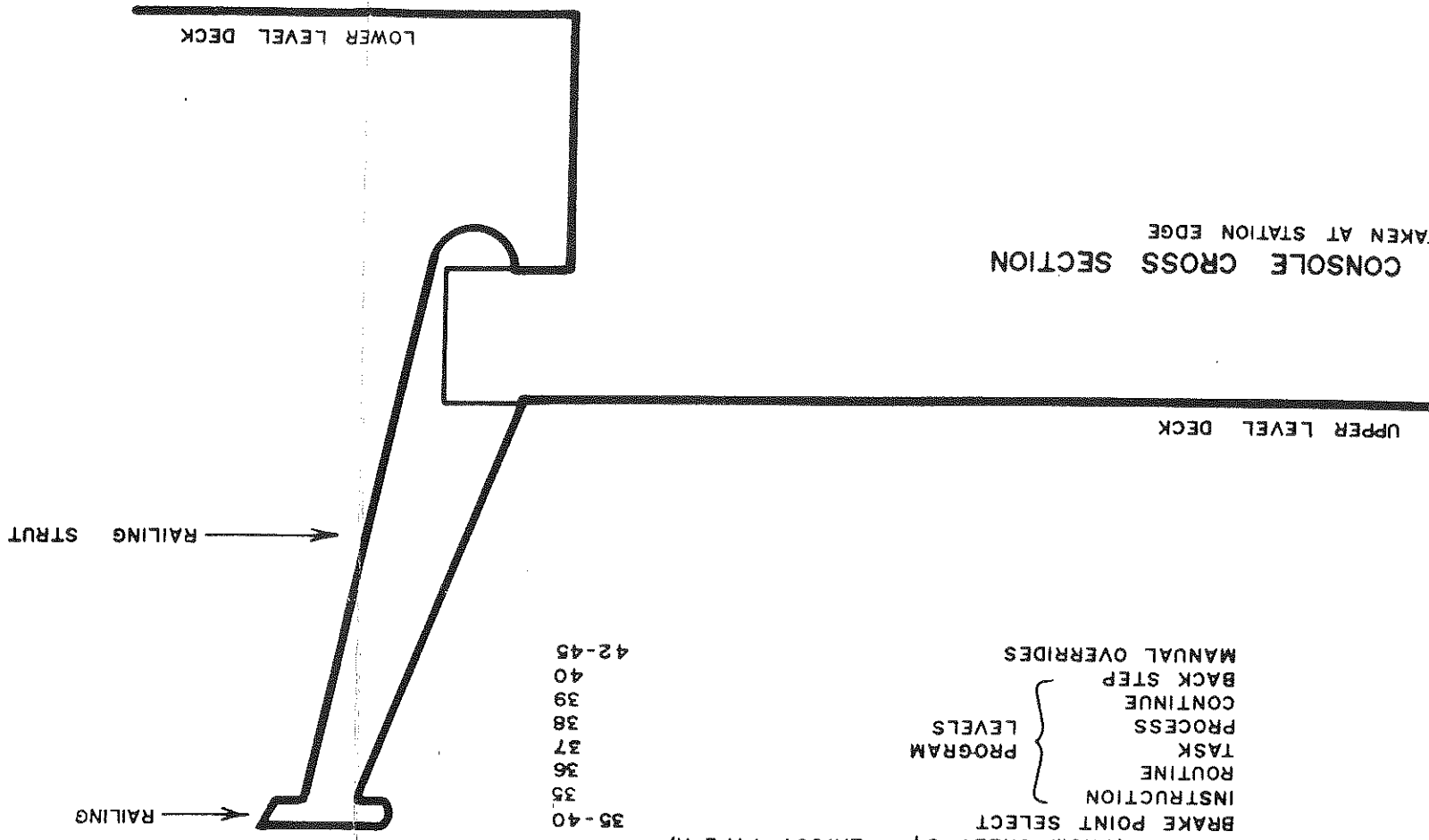
DISPLAYS PANEL

CONTROLS PANEL



- UNIVERSAL TRANSLATOR
(LAYOUT TYPE B)
- MANUAL TRANSLATION ACCEPT / REJECT CONTROLS 1-3,19
 - LANGUAGE COMPARISON CONTROLS 4-11,15-16,20-27
 - MANUAL ASSUMPTION INPUT CONTROLS 12-14,17-18,28-30
 - TRANSLATION COMPLETE INDICATOR 31
 - SIGNAL PROCESSING CONTROL 32-39, 42-46
 - PANEL ENABLE 40
 - PANEL LOCK 41

PLS CONSOLE CROSS SECTION
TAKEN AT STATION EDGE



- PRIMARY COMPUTER CONTROLS
(FROM SHEET 8, LAYOUT TYPE H)
- 35-40
 - 35
 - 36
 - 37
 - 38
 - 39
 - 40
 - 42-45
- INSTRUCTION ROUTINE
TASK
PROCESS
CONTINUE
BACK STEP
MANUAL OVERRIDES
- PROGRAM LEVELS

